

Shore Power Converters: 36-105kVA (1 and 3 Phase Outputs)



## Power Conversion for the Marine Market

### *Comprehensive Product Line*

ASEA Power Systems designs and manufactures power conversion equipment – phase, voltage and frequency – for **Marine, Military and Commercial Applications**. Our comprehensive product line ranges in power from 8kVA to 1000+kVA and provides both “Air Cooled” and “Liquid Cooled” Converters. With over 1900 installations, ASEA Power Systems is truly the **World Leader in Shore Power Converters!**

### *Quality Power for your most Sophisticated On-Board Electrical Equipment*

ASEA Power Systems' shore power converters provide precision regulation (<1%) and low harmonic distortion (<1%) to the yacht's power distribution grid. No longer will power spikes, sags and surges present on most docks affect the yacht.

### *Modular Design and Construction*

ASEA Power Systems has utilized over 35 years of customer feedback into designing a modular shore power converter. This modular construction allows for ease of maintenance and affords us the ability to customize each converter to the most demanding customer requirements. If our standard products don't meet the yacht's specific need – we'll custom design the right converter for every application.

### *Compact and Lightweight*

With the smallest shore power converter footprint in today's industry – ASEA Power Systems' converters typically are 25-50% smaller than competitive products. With over 20 cabinets to choose from you'll be sure to find the best solution for your yacht.

### *Accepts any World-Wide Power Input*

Each converter accepts any input power form ranging from 170-520VAC, 40-75Hz and Single or Three Phase.

### *Designed for the Marine Environment*

ASEA Power Systems' shore power converters are designed to withstand the most demanding marine environment. From stainless steel enclosures to conformally coated circuit boards – our shore power converters have everything you would expect to find in a product designed for the marine market.

### *Available Options for Every Application*

ASEA Power Systems provides a comprehensive list of industry standard options. Seamless Transfer, Load Management, Remote Touch Panels, Generator Management Modules and Dual Master Controller are a few of these options. In addition to these standard options – ASEA Power Systems' technical staff can design custom modifications for the yachts most demanding applications (mechanical or electrical).

### *World-Wide Service and Support*

ASEA Power Systems has developed a comprehensive World-Wide Service and Support Network which spans over 40 international locations. No matter where the yacht is cruising - ASEA Power Systems is there to support you.



# SPECIFICATIONS

## INPUT

	<i>Model AC36-1</i>	<i>Model AC45-1</i>	<i>Model AC54-1</i>
• PHASE	Single or Three Phase	Single or Three Phase	Single or Three Phase
• VOLTAGE	170VAC - 520VAC	170VAC - 520VAC	170VAC - 520VAC
• FREQUENCY	40Hz - 70Hz	40Hz - 70Hz	40Hz - 70Hz
• POWER FACTOR	>0.98 @ Rate Load	>0.98 @ Rate Load	>0.98 @ Rate Load
• AUTO-RESTART	Standard	Standard	Standard
• SHORE CORD	Single Dual; Model AC75-1/2	Single Dual; Model AC90-1/2	Single Dual; Model AC105-1/2

## OUTPUT

• PHASE	1 Phase	1 Phase	1 Phase
• POWER RATING	36kVA	45kVA	54kVA
• FIELD UPGRADEABLE	45kVA, 54kVA or Parallelable	54kVA or Parallelable	Parallelable
• POWER FORM	110/220V, 115/230V, 120/240V, 220V, 230V, 240V	110/220V, 115/230V, 120/240V, 220V, 230V, 240V	110/220V, 115/230V, 120/240V, 220V, 230V, 240V
• FREQUENCY	50Hz or 60 Hz	50Hz or 60 Hz	50Hz or 60 Hz
• CURRENT	150A @ 240VAC	188A @ 240VAC	225A @ 240VAC
• EFFICIENCY	91% (Input to Output kW)	91% (Input to Output kW)	91% (Input to Output kW)
• DISTORTION	<1% THD, Linear Load	<1% THD, Linear Load	<1% THD, Linear Load
• POWER FACTOR	No Restrictions, Unity To ±0.0	No Restrictions, Unity To ±0.0	No Restrictions, Unity To ±0.0
• LOAD REGULATION	<1%	<1%	<1%
• PARALLELABLE	Yes	Yes	Yes

### SYSTEM ENVIRONMENTAL • MECHANICAL

- 0-50°C Full Load
- 0-95% RH, Non-Condensing
- Stainless Steel and Aluminum Structures
- External Surfaces Powder Coated - Snow White
- All Printed Circuit Boards – Conformal Coated
- Fork Lift Bases

### SYSTEM OPTIONS (Partial List)

- SEAMLESS TRANSFER (1-4 GENS)
- DUAL SHORE CORDS
- PARALLELING
- DUAL MASTER CONTROLLERS
- PLC – STO INTERFACE
- REMOTE TOUCH PANELS
- RS-232 or MOD BUS
- CUSTOM CABINETS/MODIFICATIONS

### SYSTEM CABINET STYLES

#### Models AC36-1/-3, AC45-1/-3, AC54-1/-3

*Style "D":* 41"H x 23.875"W x 30.25"D  
(104.2cm x 60.7cm x 76.8cm)

*Style "I":* 56.125"H x 25"W x 20"D  
(142.6cm x 63.5cm x 50.8cm)

*Style "H":* 25"H x 37.25"W x 23.875"D  
(63.5cm x 94.6cm x 60.7cm)  
2 Alternate Display Locations

*Style "N":* 53"H x 59.875"W x 10"D  
(134.6cm x 152.1cm x 25.4cm)

### SYSTEM CONTROL, METERING & STATUS

- SHORE POWER CONTROLS: Input Service Disconnect, Input On/Off Control
- SHORE POWER METERING: Voltage, Current, Frequency, kVA, kW, % Load
- SHIPS POWER CONTROLS: Output On/Off
- SHIPS POWER METERING: Voltage, Current, Frequency, kVA, kW, % Load
- GENERATOR CONTROLS: Transfers
- GENERATOR METERING: Voltage, Frequency
- SYSTEM STATUS: Operational, Diagnostics, Software
- EVENT LOGS & POWER MONITORING CABILITY STANDARD ON EVERY SYSTEM

## INPUT

- PHASE
- VOLTAGE
- FREQUENCY
- POWER FACTOR
- AUTO-RESTART
- SHORE CORD

### Model AC36-3

Single or Three Phase  
170VAC - 520VAC  
40Hz - 70Hz  
>0.98 @ Rate Load  
Standard  
Single  
Dual; Model AC75-3/2

### Model AC45-3

Single or Three Phase  
170VAC - 520VAC  
40Hz - 70Hz  
>0.98 @ Rate Load  
Standard  
Single  
Dual; Model AC90-3/2

### Model AC54-3

Single or Three Phase  
170VAC - 520VAC  
40Hz - 70Hz  
>0.98 @ Rate Load  
Standard  
Single  
Dual; Model AC105-3/2

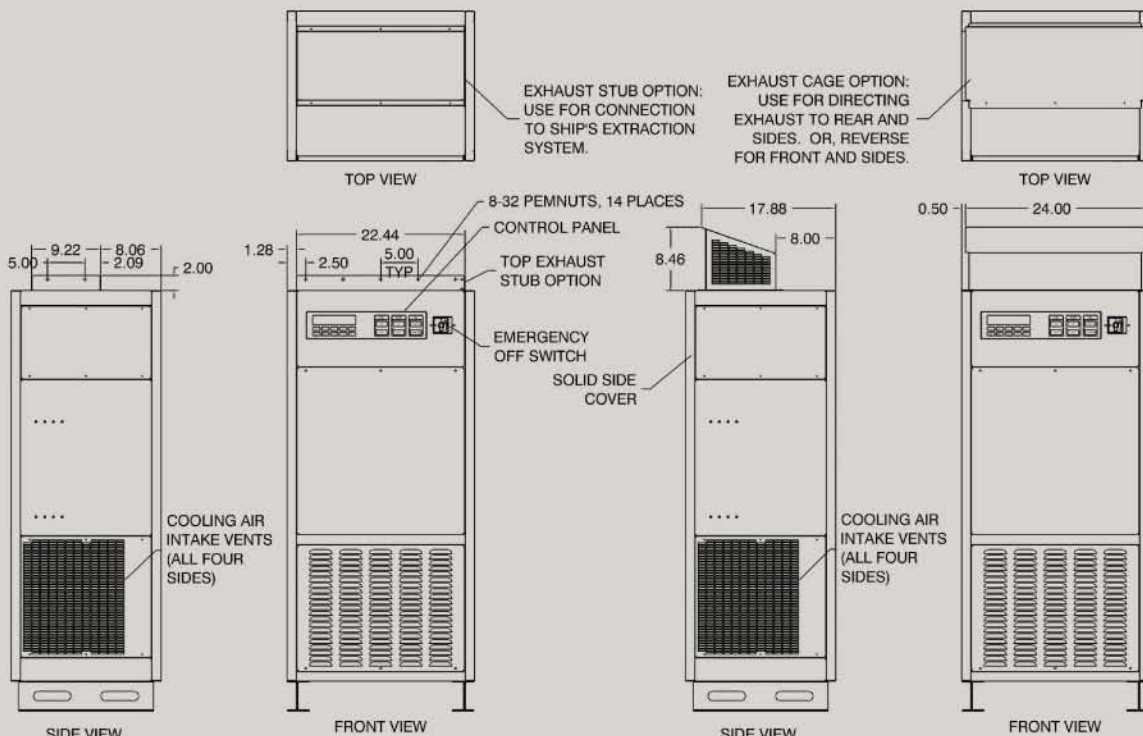
## OUTPUT

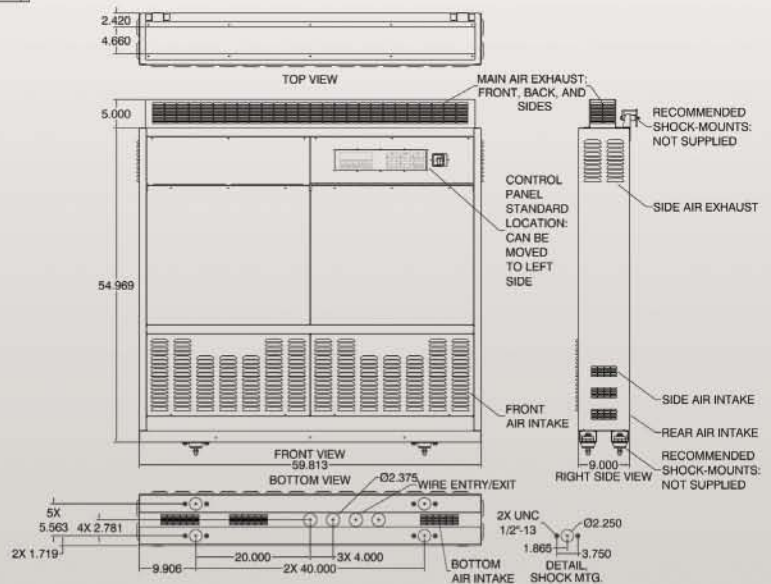
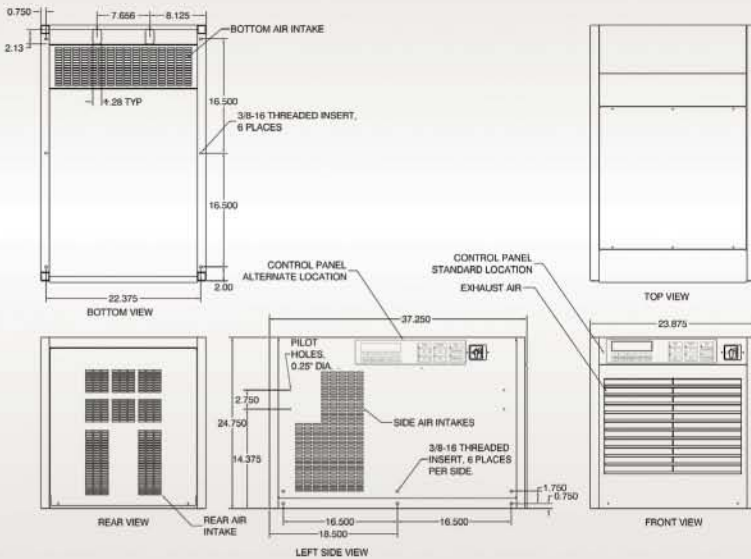
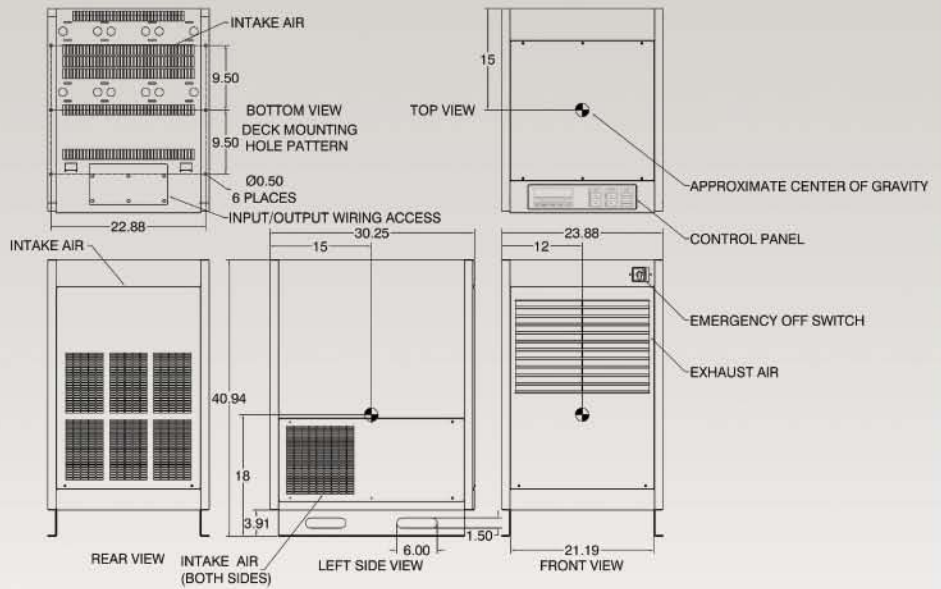
- PHASE
- POWER RATING
- FIELD UPGRADEABLE
- POWER FORM
- FREQUENCY
- CURRENT
- EFFICIENCY
- DISTORTION
- POWER FACTOR
- LOAD REGULATION
- PARALLELABLE

3 Phase  
36kVA  
45kVA, 54kVA or Parallelable  
120/208VAC, 127/220VAC  
220/380VAC, 230/400VAC  
240/415VAC, etc.  
50Hz or 60 Hz  
52A @ 230/400VAC  
100A @ 120/208VAC  
91% (Input to Output kW)  
<1% THD, Linear Load  
No Restrictions, Unity To  $\pm 0.0$   
<1%  
Yes

3 Phase  
45kVA  
54kVA or Parallelable  
120/208VAC, 127/220VAC  
220/380VAC, 230/400VAC  
240/415VAC, etc.  
50Hz or 60 Hz  
65A @ 230/400VAC  
125A @ 120/208VAC  
91% (Input to Output kW)  
<1% THD, Linear Load  
No Restrictions, Unity To  $\pm 0.0$   
<1%  
Yes

3 Phase  
54kVA  
Parallelable  
120/208VAC, 127/220VAC  
220/380VAC, 230/400VAC  
240/415VAC, etc.  
50Hz or 60 Hz  
78A @ 230/400VAC  
150A @ 120/208VAC  
91% (Input to Output kW)  
<1% THD, Linear Load  
No Restrictions, Unity To  $\pm 0.0$   
<1%  
Yes





Represented by: