

/ Boat Toilets

/ Chemicals & Consumables

HYGIE SANITA



A photograph of a man in a white t-shirt and blue shorts standing in a doorway of a boat cabin. The cabin has dark wood paneling and a white seat is visible on the left. The man is looking out the door. The text 'ENE & ATION' is overlaid in large white letters on the left side of the image.

ENE & ATION



ESSENTIAL NEEDS

Boat toilets for the comforts of home at sea

We want you to travel in complete comfort. This is the idea behind our hygiene range, which offers sophisticated, mobile toilet concepts and practical, easy-to-use accessories for undiminished holiday enjoyment. Reap the benefits of decades of research and development with homelike comfort and convenience, and the pleasant feeling of freshness, free from unpleasant odours.

Dometic provides toilet solutions for every size of boat and every demand on comfort. For reliable and odour-free waste discharge, our engineers have designed a holding tank system that is easy to install, easy to use and compliant with ISO 8099 standards. A complete range of special cleaners and a handy battery vac help you keep everything ship-shape on board.



01



02



03



04



05

1. Macerator Toilets

Masterflush macerator toilets are fitted with motor-powered, stainless steel blades, which macerate waste before it is transferred through a pipe to the holding tank.

2. Vacuum Toilets

Vacuum flush toilets use very little water when flushing, extending freshwater resources and enabling you to be comfortable for longer.

3. Pumps and Tanks

VacuFlush toilet pumps and Dometic holding tanks support good toilet engineering design. The capability to evacuate all solid and liquid wastes from the toilet bowl in one flush is a major feature of well-designed marine toilets, with holding tanks designed to provide long-lasting performance and efficiency.

4. Gravity Toilets

Dometic gravity toilets offer a simplistic solution, without the need for macerator pumps or vacuum generators.

5. Holding Tank Treatment

Dometic holding tank treatments assist in reducing odours and breaking down waste keeping the entire toilet system in optimal working condition.

MASTERFLUSH TOILETS



Dometic MasterFlush electric macerator toilets are quick and easy to install, quiet and have a powerful flush action. Their powerful macerator pump allows them to be installed far from the holding tank, providing a lot of flexibility for the installer.



WHAT IS MASTERFLUSH?

Dometic MasterFlush toilets use a powerful centrifugal pump simultaneously pulling waste out of the toilet bowl and pushing it to the on board holding tank. At the heart of the pump are numerous stainless steel macerator blades that ensure everything that passes through the pump is obliterated, virtually guaranteeing a clog-free operation every time.

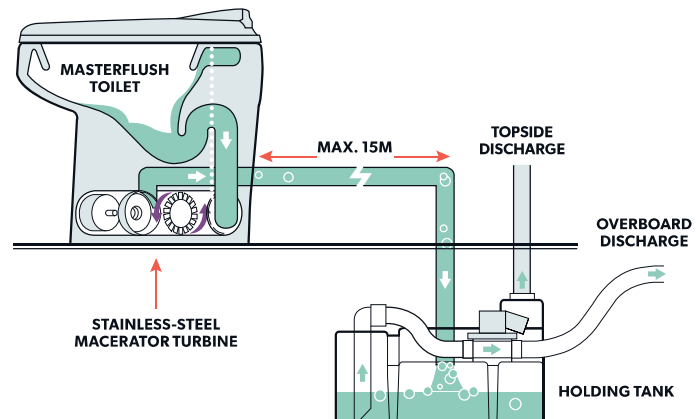


The power and simplicity of Vacuum

1. Full, flat back ledge hides all plumbing when viewed from above
2. Residential size, round front enamelled wooden seat for homelike comfort
3. Aesthetic seat-to-bowl matching contour
4. Deeply sloped bowl enhances user hygiene
5. 360° rotating base
6. Integrated electric water valve
7. Macerator pump and enclosure
8. Water supply line to bowl and check valve eliminates odour permeation

MasterFlush installation

Dometic MasterFlush electric toilets install quickly and easily. They work with an integrated lifting and macerating unit, operate quietly, and offer good flushing performance. Ideal for connecting to a holding tank, which may also be located further away.



BENEFITS WITH THE MASTERFLUSH SERIES



1. Any angle

The versatile 7000 series is designed for tight spaces. With a 360° bowl-to-base rotation feature, it can be installed in virtually any space.



2. Residential-sized seating

Homelike comfort with residential-size seat. Deep sloping toilet bowl ensures hygiene.



3. Enhanced for waste flow

The stainless steel blades in all our MasterFlush toilets pulverise waste, virtually eliminating any potential clog.

MACERATOR TOILETS

MASTERFLUSH 7000 SERIES

Dometic MasterFlush 7000 Series toilets, with Omnidirectional Rotating Base Installation Technology (ORBIT), provide the only full 360° bowl-to-base rotation in a basic macerator toilet. The base can be rotated to any degree in relation to the bowl, providing virtually limitless floor plan and plumbing configurations in very tight spaces, while also providing a residential-size seat and bowl.

- Full 360° bowl-to-base rotation allows virtually limitless positioning
- Integrated electric water valve on freshwater models
- Dual-stage impeller/macerator fully processes waste for thorough pump-out
- Flushes with as little as 1.2L (1/3-gallon) of water



Dometic Masterflush 7120

Fresh water macerator toilet, standard height (349mm Seat height) DFS-25 switch included as standard.

12 V Ref. No: 9108833970
24 V Ref. No: 9108833972



Dometic Masterflush 7160

Sea water macerator toilet, standard height (349mm Seat height) DFS-25 switch included as standard.

12 V Ref. No: 9108833973
24 V Ref. No: 9108833974



Dometic Masterflush 7220

Fresh water macerator toilet, low-profile (311mm Seat height). DFS-25 switch included as standard.

12 V Ref. No: 9108834283
24 V Ref. No: 9108834284



Dometic Masterflush 7260

Sea water macerator toilet, low-profile (311mm Seat height). DFS-1S switch included as standard.

12 V Ref. No: 9108834285
24 V Ref. No: 9108834286

MASTERFLUSH 8900/8600 SERIES

The stainless steel macerator blades of the MF 8900 and 8600 Series toilets quickly and conveniently turn waste into a fluid slurry. The high-quality ceramic bowls are easily cleaned, with quiet operation and low energy consumption. Compact designs with angled or flat backs help to save space, featuring a powerful flush.

- Conserve water with low-flush function
- Elegant low-profile or standard height designs suit any bathroom
- Ergonomically shaped seat closes softly to avoid noise and damage
- Dometic flush touchpad as standard
- Dometic flush switch panels to fit Vimar/Gewiss frames (optional)



Dometic Masterflush MF 8920

Low-profile macerator toilet. DFT switch included as standard.

Angled back:

12 V | Ref. No: 9600016133

24 V | Ref. No: 9600016134

Dometic Masterflush MF 8620

Flat back:

12 V | Ref. No: 9600017485

24 V | Ref. No: 9600017486



Dometic Masterflush MF 8940

Standard height macerator toilet. DFT switch included as standard.

Angled back:

12 V | Ref. No: 9600015504

24 V | Ref. No: 9600015506

Dometic Masterflush MF 8640

Flat back:

12 V | Ref. No: 9600019767

24 V | Ref. No: 9600019769



Dometic Masterflush 8941


Standard height macerator toilet/bidet combination with touchpad flush control. DFT switch included as standard.

12 V | Ref. No: 9600014503

24 V | Ref. No: 9600014504


Dometic MasterFlush MF 7100 series

Electric Macerator Toilet, Standard Height, 12 V or 24 V

MODEL	MF 7160	MF 7120	
	Water supply	Sea water	Fresh water
	Voltage	12 V DC or 24 V DC	12 V DC or 24 V DC
	Current consumption	20 A/12 V DC; 10 A/24 V DC	20 A/12 V DC; 10 A/24 V DC
	Dimensions (W × H × D)	381 × 375 × 483 mm	381 × 375 × 483 mm
	Weight	18.9 kg	18.9 kg
	Quality features	Space saving due to the 360° Orbit technology. Energy efficient and a low consumption fresh water flush. Highly effective macerator system. Round-front enamelled wooden seat with aesthetic seat-to-bowl matching contour. Full, flat back ledge hides all plumbing when viewed from above. Trouble- and odour-free performance.	
	Product	Ref. No.	
	Dometic MasterFlush MF 7160, 12 V	9108833973	
	Dometic MasterFlush MF 7160, 24 V	9108833974	
	Dometic MasterFlush MF 7120, 12 V	9108833970	
	Dometic MasterFlush MF 7120, 24 V	9108833972	
	Accessories		
	Dometic MF-DFST, Triple flush switch panel for MasterFlush freshwater toilets	9108559126	



Dometic MasterFlush MF 7260 / MF 7220 / MF 7225

Electric Macerator Toilet, Low-profile, 12 V

MODEL	MF 7260	MF 7220	MF 7225	
	Water supply	Sea water	Fresh water	Fresh water
	Voltage	12 V	12 V	12 V
	Current consumption	20 A	20 A	20 A
	Dimensions (W × H × D)	368 × 337 × 476 mm	368 × 337 × 476 mm	368 × 303 × 476 mm
	Weight	41.5 lbs/18.9 kg	41.5 lbs/18.9 kg	41.5 lbs/18.9 kg
	Quality features	Powerful macerator flush. Full 360° ORBIT bowl-to-base rotation allows positioning in small spaces and diverse layouts. Small footprint – fits in almost any head compartment. Efficient: uses as little as 0.3 gal. (1.2 L) of sea water per flush. Compact bowl and comfortable, full-sized enamelled wood seat (MF 7225 plastic seat).		
	Product	Ref. No.		
	Dometic MasterFlush MF 7260, Sea water	9108834285		
	Dometic MasterFlush MF 7220, Fresh water	9108834283		
	Dometic MasterFlush MF 7225, Fresh water	9108923950		
	Accessories			
	Dometic MF-DFST, Triple flush switch panel for MasterFlush freshwater toilets			

Dometic MasterFlush MF 8900 Series

Electric Macerator Toilet, 12 V or 24 V

MODEL		MF 8940 Standard Height	MF 8920 Low-Profile
MF 8940 	Voltage	12 V DC or 24 V DC	
	Current consumption	20 A/12 V DC; 15 A/24 V DC	
	Material	Vitreous ceramic	
	Dimensions (W × H × D)	375 × 460 × 464 mm	375 × 375 × 464 mm
	Weight	24.02 kg	22.14 kg
MF 8920 	Quality features	Powerful flush with steel macerator. Compact design with angled back saves space. Conserve water with low flush option. Ergonomically shaped seat closes softly to avoid noise and damage. Dometic flush touchpad as standard, Dometic flush switch panels to fit Vimar/Gewiss frames (optional).	
	Product	Ref. No.	
	Dometic MasterFlush MF 8940, standard height, 12 V	9600015504	
	Dometic MasterFlush MF 8940, standard height, 24 V	9600015506	
	Dometic MasterFlush MF 8920, low-profile, 12 V	9600016133	
	Dometic MasterFlush MF 8920, low-profile, 24 V	9600016134	
	Accessories		
Dometic MF-DFS, Flush switch panel for electronic MasterFlush toilets	9108782202		

Dometic MasterFlush 8620 / 8640

Standard-height, Flat-back, All-ceramic Macerator Toilet, 12 V or 24 V

MODEL	MF 8620	MF 8640	
 <p>MF 8620</p>	Description¹	Low-profile macerator toilet with touchpad flush control*	
	Circuit Breaker/Fuse Wiring	20 A/12V DC; 15 A/24V DC	
	Wiring	12 ga. (up to 20 ft / 6.1 m total circuit)	
	Water Supply ID Fitting	0.5 in/13 mm NPT	
	Min. Water Flow Rate	2.5 gpm/9.5 lpm	
	Discharge ID Fitting	1.5 in/38mm or 1 in/25 mm minimum	
	Max. Discharge Horizontal Run²	98 ft/30 m	
	Max. Discharge Vertical Run²	9.8 ft/3 m	
	Min. Height – Seat Down³	14 in/356 mm	17 in/432 mm
	Max. Height – Seat Up³	30.5 in/775 mm	33.5 in/851 mm
 <p>MF 8640</p>	Width³	14.75 in/375 mm	
	Depth – Wall to Front of Bowl³	19.75 in/502 mm	19.75 in/502 mm
	Depth – Wall to Front of Base³	15.375 in/391 mm	16 in/406 mm
	Product	Ref. No.	
	Dometic MasterFlush MF 8620, 12 V	9600017485	
	Dometic MasterFlush MF 8620, 24 V	9600017486	
	Dometic MasterFlush MF 8640, 12 V	9600019767	
	Dometic MasterFlush MF 8640, 24 V	9600019769	

1. Toilets available in white or bone colors. Toilet/bidet combos and manual bidets available in white only. Optional DFS or DFP flush switch must be ordered separately.

2. Horizontal and vertical run distances are not cumulative. Check for adequate discharge flow if installation nears one of these limits.

3. Dimensions may vary ± 0.375 in/10 mm.

* DFT touchpad flush switch is included with all models. Optional DFS or DFP flush switch must be ordered separately.

** Flush handle available in chrome, gold, or nickel finish.

UPGRADED SWITCHES AND CONTROLS

Dometic MF-DFS

Compatible with Masterflush 8500, 8600, and 8900 Series. For electronic MasterFlush toilets, these wall-mounted flush switches and status panels feature streamlined styling while delivering user-friendly push-button operation. System status lights monitor vacuum level and indicate when the toilet is properly energised for the next flush.

- Suitable for retrofitting
- Dometic flush switch panel
- The backlit buttons light the way
- Useful indicator lights show the status
- Includes a 3 m cable to connect the circuit board and flush switch

Ref. No: 9108782202



Dometic VFS-HW Handwave

Compatible with Masterflush 8500, 8600, and 8900 Series. Dometic HandWave Toilet Control Panel brings innovative germ-free toilet operation to mobile living sanitation. A built-in motion sensor lets the user flush and refill the toilet with a simple wave of the hand. Motion detection is often used in commercial sanitation applications, and now Dometic brings this hygienic technology to mobile living.

- Backward compatible control panel, suitable for retrofit
- Backlighting improves low-light visibility
- Compatible with Vimar Eikon, Vimar Idea, Gewiss Chorus frames

Ref. No: 9600006511



HYGIENE ESSENTIALS



Dometic Brush & Stow

Toilet cleaning brush

- Small brush head – custom designed for compact travel toilets
- Wall mounted container for a secure hold during the journey
- Push-release for non-contact brush head replacement

Ref. No. 9108400930



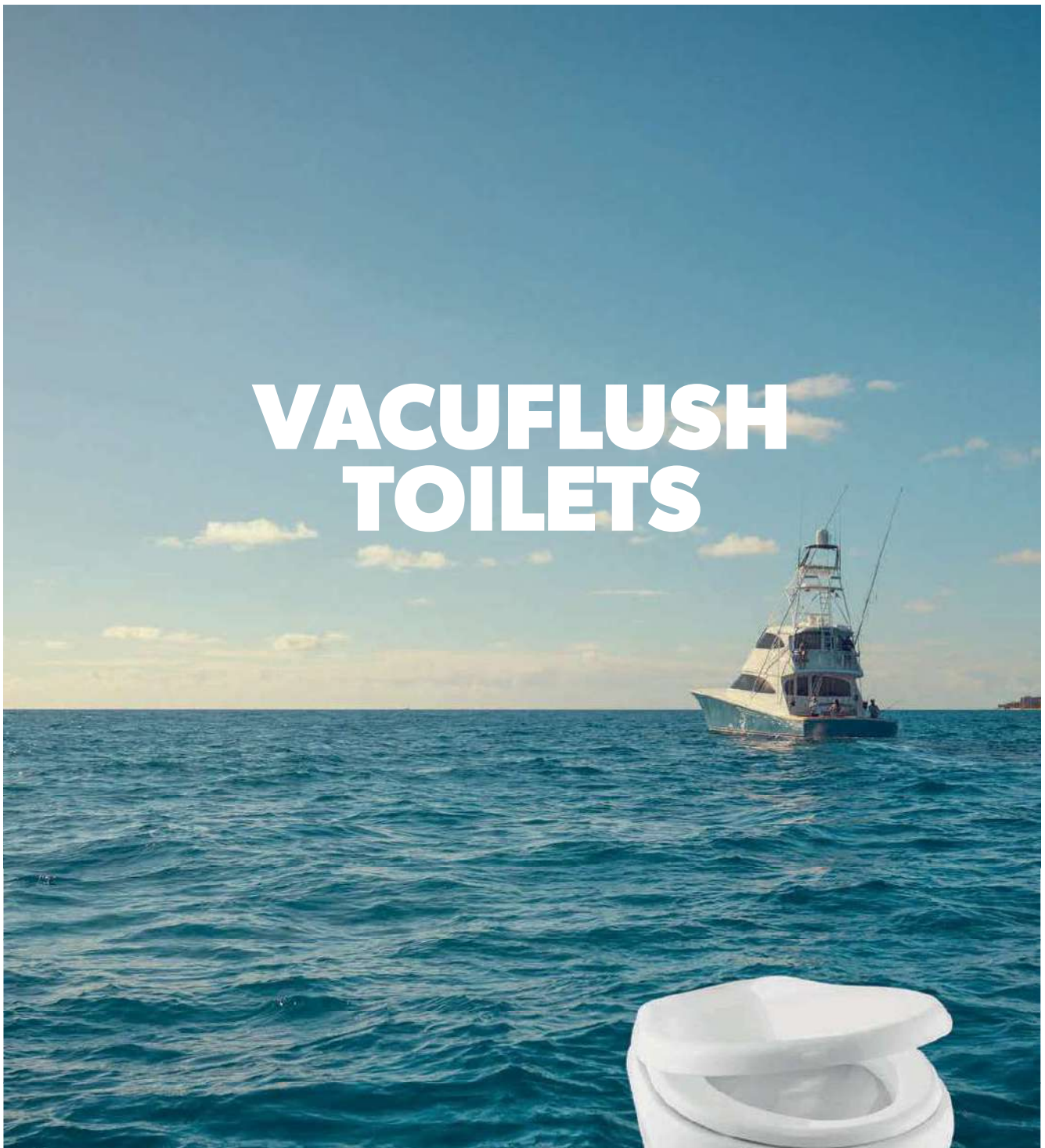
Dometic Dry Roll

Watertight tissue dispenser

- Waterproof when closed
- Automatic paper delivery and rewind mechanism
- Hard wearing moulded ABS plastic

Ref. No. 9600024493

VACUFLUSH TOILETS



Dometic's VacuFlush technology enables toilet systems to operate at a very high efficiency for low water and electricity usage when compared to other toilet systems. Bowl contents are powerfully pulled from the toilet bowl using a stored vacuum charge and then transferred to a holding for storage. The contents go through 3 stages of maceration along the way.



WHAT IS VACUFLUSH?

VacuFlush is a unique vacuum pump based toilet system for mobile applications. Dometic uses a powerful vacuum generator to pull waste from a toilet bowl and move it to a holding tank in one continuous operation. This technology reduces the need for extra water to help move waste, allowing for more flushes per gallon of holding tank when compared to other technologies like macerator and water jet toilets. This conserves water on board for other uses as well as increasing the time between holding tank pump-outs. It does all this while only requiring a fraction of the electrical power needed by the average macerator toilet.



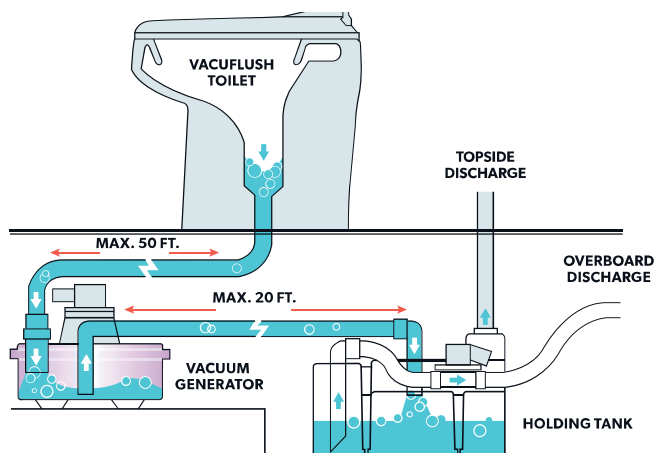
Easy drop-in replacement for manual toilets

- Available in both manual peddle or fully electric (full china) flush models
- Uses a fraction of water per flush needed by macerator or water jet toilets (this more than doubles the number of flushes between tank pump-outs)
- System requires only 6 amps (max) to operate
- Very quiet and dependable operation
- 3-stage waste maceration in every cycle
- Virtually empty sanitation hose after every flush eliminates odor permeation

VacuFlush installation

Dometic VacuFlush toilet systems are easy to install and maintain. The powerful vacuum generator allows it to be installed in a remote location, far from the head compartment.

Additionally, the holding tank can be located a distance away from the vacuum generator. All this allows for a very flexible installation layout.

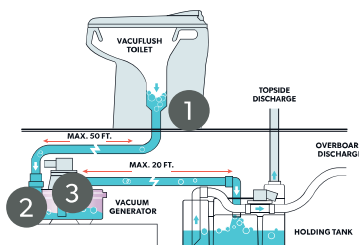


BENEFITS WITH THE VACUFLUSH SERIES



1. Minimal power required

The vacuum Generator only requires 5–6 amps of power, leaving more electrical panel capacity for other vessel equipment and accessories.



2. Improved maceration efficiency

Three stages of maceration efficiently pulverise solids and virtually eliminate the possibility of a clog during the process.



3. Reduced excess odour

The use of vacuum to move waste leaves the sanitation hose virtually empty. This significantly reduces the hose odour permeation.

VACUUM TOILETS

VACUFLUSH 5000 SERIES

With its compact fixtures residential-size bowls, and powerful low-flush operation: the VacuFlush 5000 series toilets are a popular model for diverse boat installations. Clean, odor-free performance, instant evacuation of bowl contents and thorough rinsing deliver the ultimate user-friendly experience.

- Low-flush water consumption: less than one pint (0.10 gal./0.39L) per flush
- Powerful vacuum flush
- Compact footprint fit is ideal for tight spaces
- Premium-strength wood seat
- Available in white or bone colours



**Dometic
VacuFlush 5006**

Low profile, pedal flush,
through floor discharge

White Ref. No: 9108554828



**Dometic
VacuFlush 5009**

Standard height, pedal
flush, through floor
discharge

White Ref. No: 9108554833

VACUFLUSH 4000 SERIES

The VacuFlush 4000 Series brings water-efficient flushing and all-ceramic luxury to a new level. Choose between two flush modes to conserve water without sacrificing the powerful, bowl-clearing performance of the VacuFlush marine toilet system.

- Efficient water consumption in two modes: "Normal" flush at 0.27 gal. (1.02L) or "Low" flush at 0.08 gal. (0.3L)
- Compact space-saving design
- Powerful vacuum flush
- Soft-close seat action
- Low profile



**Dometic
VacuFlush 4806**

Low profile, electric flush,
through floor discharge

White 12 V Ref. No:
9' 08554740
White 24 V Ref. No:
9' 08554772

**ELECTRIC
FLUSH**



**Dometic
VacuFlush 4809**

Standard height, flat/vertical
back wall, electric flush,
through floor discharge.

White 12 V Ref. No: 9108554743
White 24 V Ref. No: 9108554774

**ELECTRIC
FLUSH**

VACUUM PUMPS, TANKS AND GENERATORS

At the heart of every VacuFlush toilet system is a source of vacuum energy. This selection of components allows boat builders and owners to fit a complete VacuFlush system anywhere. They are popular with responsible boats owners as not only do they help protect sensitive marine environments, they are exceptionally low on consumption too.



Dometic VG4

Vacuum generator. Along with delivering the most efficient water and power consumption among electric heads, these vacuum generators are easier to install than ever. Their intake and discharge capabilities and compact size permit versatile placement to meet virtually any marine plumbing system configuration.

- 12 V DC or 24 V DC models
- Ultra-quiet: remotely installed outside of head compartment
- Adjustable components accommodate diverse layouts
- Pre-assembled and wired vacuum pump and vacuum tank
- Large valves for enhanced flow

12 V Ref. No: 9108554946

24 V Ref. No: 9108554947



Dometic VT Vacuum Tank

Vacuum tank. This Vacuum Tank (VT model) stores a vacuum force to instantly clear a VacuFlush toilet bowl with every flush. The Dometic VT vacuum tank stores the precise amount of vacuum force required to instantly clear a VacuFlush toilet bowl.

- Stores vacuum force that instantly clears a VacuFlush toilet bowl
- Horizontal, vertical or suspended installation

Ref. No: 9108554885



Dometic VGLP

Where space is limited, the low-profile, high-powered Dometic VG3 is the perfect vacuum generator solution. Provided as a single unit, the whisper-quiet vacuum pump and sturdy polyethylene vacuum chamber can also be installed separately to accommodate unique applications.

- 12 V DC or 24 V DC
- Ultra-quiet: remotely installed outside of head compartment
- Adjustable components accommodate diverse layouts
- Pre-assembled and wired vacuum pump and vacuum tank

12 V Ref. No: 9108554934

24 V Ref. No: 9108554935



Dometic SW Vacuum Pump

Vacuum pump, 12 V / 24 V. Proven in thousands of motor yachts, our bellows-style vacuum pump is ideal for powering VacuFlush toilets. Connects to separate vacuum tank (model VT).

- Available in 12 V DC or 24 V DC models
- Separate from vacuum tank for flexible installation
- Can run dry without causing damage

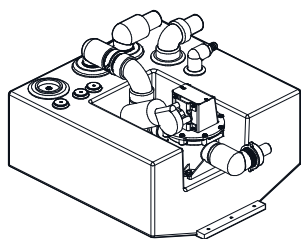
12 V Ref. No: 9108554750

24 V Ref. No: 9108554752

HOLDING TANKS

MARINE HOLDING TANK SYSTEMS (HTS)

Boatowners can now realize the benefits of a user-friendly, properly-sized holding tank in virtually any Type III MSD system with this wide range selection of Dometic holding tank systems. Both HTS-T and our Basic series use top-mounted fittings and dip-tube discharge plumbing to prevent potential leaks. Multiple discharge outlets eliminate the need for complex plumbing and extra discharge line connections.

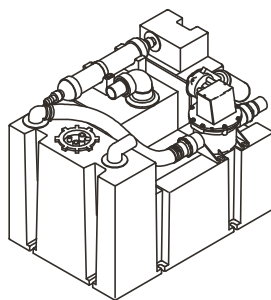


Dometic 10 HTS-T

10-gallon holding tank. Integrated discharge pump and level monitor.

12V | Ref. No: 9108555483

24V | Ref. No: 9108555484

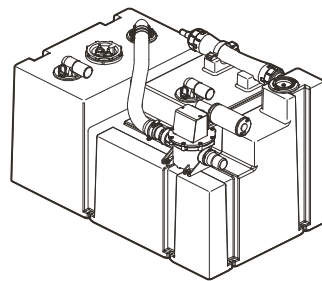


Dometic 28 HTS-T

28-gallon holding tank. Integrated discharge pump, vent filter, and level monitor.

12V | Ref. No: 9108555250

24V | Ref. No: 9108555251



Dometic 40 HTS-T

40-gallon holding tank. Integrated discharge pump, vent filter, and level monitor.

12V | Ref. No: 9108555257

24V | Ref. No: 9108555258



BASIC MARINE HOLDING TANK SYSTEMS

This basic tank series offers leak-proof thick-walled holding tank designs that are highly durable and odor free. With many sizes and shapes to choose from, Dometic has a basic tank solution to meet the space-restricted needs of many boat sizes.



Dometic DHT42L

11 gal/42 L capacity.

Ref. No: 9107100001



Dometic DHT61L

16 gal/61 L capacity.

Ref. No: 9107100002



Dometic DHT88L

23 gal/88 L capacity.

Ref. No: 9107100003



Dometic DHT110L

29 gal/110 L capacity.

Ref. No: 9107100004



Dometic DHT137L

36 gal/137 L capacity.

Ref. No: 9107100005

DOMETIC HTS-BASIC SERIES



Dometic 12 HTS

11 gal capacity.

HRZ | Ref. No: 9108555498
VRT | Ref. No: 9108555499



Dometic 15 HTS

15 gal capacity.

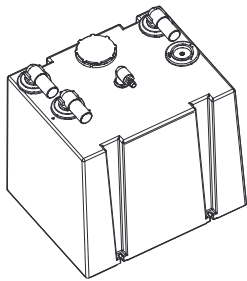
HRZ | Ref. No: 9108555500
VRT | Ref. No: 9108555501



Dometic 20 HTS

18 gal capacity.

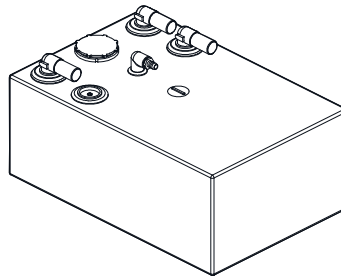
HRZ | Ref. No: 9108555502
VRT | Ref. No: 9108555503



Dometic 25 HTS

25 gal capacity.

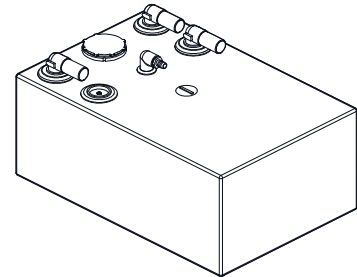
HRZ | Ref. No: 9108555494



Dometic 30 HTS

28 gal capacity.

HRZ | Ref. No: 9108555504



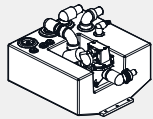
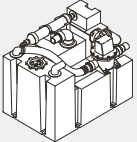
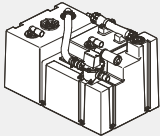
Dometic 40 HTS

34 gal capacity.

HRZ | Ref. No: 9108555505

Dometic HTS 10 HTS-T / HTS 28 HTS-T / HTS 40 HTS-T



Holding Tank For Marine Toilets, 10 / 28 / 40 L

MODEL	10 HTS-T	28 HTS-T	40 HTS-T	
 <p>10 HTS-T</p>  <p>28 HTS-T</p>  <p>40 HTS-T</p>	Capacity	38 litres	106 litres	152 litres
	Material	Holding tank: polyethylene Fittings: polyvinyl chloride, ABS		
	Colour	Holding tank: natural Fittings: white		
	Dimensions (W x H x D)	635 x 495 x 594 mm	495 x 483 x 762 mm	508 x 533 x 889 mm
	Empty weight	24.75 lbs/11.25 kg	55 lbs/25 kg	58 lbs/26.4 kg
	Quality features	Boat owners can now realize the benefits of a user-friendly, properly-sized holding tank in virtually any Type III MSD system with the wide selection of Dometic holding tank systems. HTS-T series tanks use top-mounted fittings and diptube discharge plumbing to prevent potential leaks. Multiple discharge outlets eliminate the need for complex plumbing and extra discharge line connections.		
	Test mark	ISO 8099 compliant		
Product	Ref. No.			
	10 HTS-T, 12 V	9108555483		
	10 HTS-T, 24 V	9108555484		
	28 HTS-T, 12 V	9108555250		
	28 HTS-T, 24 V	9108555251		
	40 HTS-T, 12 V	9108555257		
	40 HTS-T, 24 V	9108555258		




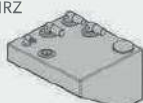
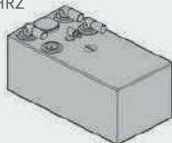
Dometic 12 HTS / 15 HTS

Holding Tank for Marine Toilets, Vertical Installation 42 / 57 L

MODEL	12 HTS-VRT	15 HTS-VRT	
12 HTS-VRT 	Gross capacity	42 litres	57 litres
	Material	Holding tank: polyethylene Fittings: polyvinyl chloride, ABS	
15 HTS-VRT 	Colour	Holding tank: natural Fittings: white	
	Dimensions (W × H × D)	451 × 616 × 210 mm	317.5 × 546.1 × 558.8 mm
	Empty weight	9.07 kg	9.53 kg
	Quality features	Leak-proof design. Odour-free design avoids unwanted smells. Durable 6.3 mm thick corrosion-resistant polyethylene walls (ISO/USCG compliant). Vacuum relief valve prevents damage from high-capacity dockside vacuum pumps. Two separate outlets for overboard and dockside discharge. Pre-installed and tested fittings can rotate giving users flexibility.	
	Test mark	ISO 8099 compliant	
	Product	Ref. No.	
	12 HTS-VRT	9108555499	
	15 HTS-VRT	9108555501	


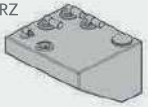
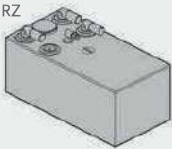
Dometic 12 HTS / 15 HTS / 20 HTS

Holding Tank for Marine Toilets, Horizontal Installation 42 / 57 / 68 L

MODEL	12 HTS-HRZ	15 HTS-HRZ	20 HTS-HRZ	
12 HTS-HRZ 	Gross capacity	45 litres	57 litres	68 litres
	Material	Holding tank: polyethylene Fittings: polyvinyl chloride, ABS		
15 HTS-HRZ 	Colour	Holding tank: natural Fittings: white		
	Dimensions (W × H × D)	387 × 273 × 622 mm	482.6 × 381 × 558.8 mm	361.95 × 355.60 × 717.55 mm
20 HTS-HRZ 	Empty weight	9.1 kg	11.3 kg	12.2 kg
	Quality features	Leak-proof design. Odour-free design avoids unwanted smells. Durable 6.3 mm thick corrosion-resistant polyethylene walls (ISO/USCG compliant). Vacuum relief valve prevents damage from high-capacity dockside vacuum pumps. Two separate outlets for overboard and dockside discharge. Pre-installed and tested fittings can rotate giving users flexibility.		
	Test mark	ISO 8099 compliant		
	Product	Ref. No.		
	12 HTS-HRZ	9108555498		
	15 HTS-HRZ	9108555500		
	20 HTS-HRZ	9108555502		

Dometic 25 HTS / 30 HTS / 40 HTS

Holding Tank for Marine Toilets, Horizontal Installation 94 / 106 / 129 L

MODEL		25 HTS-HRZ	30 HTS-HRZ	40 HTS-HRZ
12 HTS-HRZ 	Gross capacity	94 litres	106 litres	129 litres
	Material	Holding tank: polyethylene Fittings: polyvinyl chloride, ABS		
15 HTS-HRZ 	Colour	Holding tank: natural Fittings: white		
	Dimensions (W x H x D)	432 x 521 x 533 mm	508 x 368 x 762 mm	552 x 406 x 762 mm
20 HTS-HRZ 	Empty weight	14.1 kg	16.8 kg	18.6 kg
	Quality features	Leak-proof design. Odour-free design avoids unwanted smells. Durable 6.3 mm thick corrosion-resistant polyethylene walls (ISO/USCG compliant). Vacuum relief valve prevents damage from high-capacity dockside vacuum pumps. Two separate outlets for overboard and dockside discharge. Pre-installed and tested fittings can rotate giving users flexibility.		
	Test mark	ISO 8099 compliant		
Product		Ref. No.		
25 HTS-HRZ		322800251		
30 HTS-HRZ		322840301		
40 HTS-HRZ		322840401		



ACCESSORIES FOR HOLDING TANK SYSTEMS



Dometic DTM01P

Single-level tank monitor for holding tanks

- Indicates when holding tank is full and toilet should not be flushed (to prevent overflowing)
- Low power usage, only 0.016 A
- Includes full-tank sensor

Ref. No: 9108688891



Dometic DVF

Vent filter for holding tanks

- Dispels the need to use harmful chemicals
- The most effective odour absorbing filter material used
- Fresh and clean air the environmentally friendly way

Ref. No: 9108849515



Dometic DTM04

Multi-level holding tank monitor

- Monitors four levels in waste tank; includes one set of tank probes. All panels monitor empty, low, mid, and full levels
- Full-tank shutdown option prevents overflow

DTM04 with ventilation / Ref. No: 9108554495
DTM04 without ventilation Ref. No: 9108554496



Dometic Tanksaver

Safety relief valve for holding tanks, easy to install as no sealant is needed

- Protects your tank from collapsing due to excessive suction

Ref. No: 9108557619



Dometic DTD 01

Dometic DTD 01
Tank discharge controls (manual/semi-automatic).

12 V | Ref. No: 9108554545
24 V | Ref. No: 9108554547



Dometic DTD 01A

Tank discharge controls (manual/automatic).

12 V | Ref. No: 9108554553
24 V | Ref. No: 9108554555

PUMPS

This is a range of pumps and controls for the reliable and quick discharge from boat holding tanks. Designed with you in mind, features include unique mechanisms, including bellows and vacuums, and considered safety measures for adaptability.

Dometic TW Series

For premium holding tank discharge performance, Dometic TW Series pumps provide unsurpassed quality and reliability. Unlike impeller-type macerator pumps, the bellows-style TW pump can run dry without threat of damage, and draws only 6 amps at 12V DC.



- Produces 300 gph/1136 lph flow rate
- Runs dry without harm (prevents motor burn-up)
- Self-priming to 10 feet/3.3 m of water
- Integrates with Dometic Tank Discharge (DTD) control systems
- Draws only 6 amps at 12V DC
- Draws only 3 amps at 24V DC

12 V Ref. No: 9108557621
24 V Ref. No: 9108557622

PREMIUM SANITATION HOSES

Dometic offers a complete selection of grades and sizes in our sanitation hose range. OdorSafe® Plus hose continued to prove its superior quality when compared to other “No Odour” hoses, delivering long-lasting protection against odour permeation. Our more flexible MaxFlex™ hose solution provides excellent odour permeation protection while being more flexible for challenging hose routings.



Dometic OdorSafe® Plus

Sanitation Hose.

- Best odour barrier of any marine hose
- Standard hose used on all pre-plumbed
- Dometic holding tank systems
- Available in 50 ft. (15.2 m) coils only

Ref. No: 9107100015



Material	Flexible polyvinyl chloride
Colour	White
Operating pressure	6 bar
Diameter (Ø) inner / outer	38 / 47 mm
Wall thickness	4.1 mm
Inside bend radius	190.5 mm
Hose length	15 m
Weight	710 g/m
Working temperature	-17 to +65 °C
Quality features	Best odour barrier of any marine sanitation hose. Standard hose on Dometic tanks with pre-plumbed components. Five-year limited warranty: two years on hose replacement and labour; three additional years on hose only.
Product	Ref. No.
Dometic OdorSafe Plus 38	9107100015

M65 SERIES SELF-CONTAINED GRAVITY TOILETS

Get a complete freshwater toilet and holding tank system in one self-contained package with the Dometic M65 Series Toilet. Using an onboard water supply, this toilet system avoids the foul odours associated with seawater systems. This fully contained toilet/waste tank system offers an efficient flush to save water while requiring no electricity to operate. The durable ceramic toilet bowl and high-strength ABS tank with integrated toilet supports are hygienic and easy to keep clean. The 6.5-gallon waste tank in all models provides ample capacity for a full day of fun on the water.



Dometic M65-700

All-in-one marine toilet (White).
Compact full china bowl.
Low-profile, full-sized seat.

Ref. No: 9610003317



Dometic M65 5000

All-in-one marine toilet (White)
Deep full china bowl.
Elongated wood seat.

Ref. No: 9610003318



Dometic M65 5000

All-in-on marine toilet (Bone)
Deep full china bowl.
Elongated wood seat.

Ref. No: 9610003319



Dometic M65-700 / M65 5000

All-in-one Portable Toilet, White and Bone

		
MODEL	M65-700	M65 5000
Flush metod	Foot Pedal	Foot Pedal
Discharge	1.5 in (38 mm) ID Plumbing	1.5 in (38 mm) ID Plumbing
Fresh Water Supply Pressure	35–40 psi	35–40 psi
Water Inlet Size	0.5 in (13 mm) NPT	0.5 in (13 mm) NPT
Vent Fitting	5/8 in (16 mm) O.D.	5/8 in (16 mm) O.D.
Pumpout Fitting	1.5 in (38 mm) O.D.	1.5 in (38 mm) O.D.
Holding Tank Capacity	6.5 gal (24.6 L)	6.5 gal (24.6 L)
Minimum Water Consumption per Flush	0.1 gal (0.5 L)	0.1 gal (0.5 L)
Average Water Consumption per Flush	0.3 gal (1.0 L)	0.3 gal (1.0 L)
Seat size	Standard	Elongated
Min. Height – Seat Down³	17.5 in (450 mm)	19.8 in (500 mm)
Max. Height – Seat Up³	31.0 in (790 mm)	33.8 in (860 mm)
Width³	18.8 in (480 mm)	18.8 in (480 mm)
Depth – Wall to Front of Bowl³	19.5 in (500 mm)	19.8 in (500 mm)
Weight¹	46 lbs (20.9 kg)	49 lbs (22.2 kg)
Product	Ref. No.	
Dometic M65-700	9610003317	
Dometic M65 5000, White	9610003318	
Dometic M65 5000, Bone	9610003319	

FOOD & BEVERAGE
HYGIENE & SANITATION
POWER & CONTROL
CLIMATE
SAFETY & SECURITY
TECHNICAL SPECIFICATIONS



DOMETIC MAX CONTROL – NATURAL HOLDING TANK TREATMENTS

Get powerful, long-lasting odour control with this complete line of “Natural” formula products. Developed with the full waste lifecycle in mind, our treatment is California compliant and keeps working long after the waste has been transferred to a septic or municipal waste system. These additives keep the entire toilet system in optimal working condition. Line of liquid and pod solutions to treat marine black and grey water holding tanks.

- Enhances beneficial bacteria in waste transfer sites (septic tank/waste treatment facility), helping the process of waste breakdown
- Contains a highly effective odour controlling beneficial bacteria-based technology
- Breaks down waste and toilet tissue for clog-free performance, including discharge
- Has a light, appealing fragrance for open system applications (portables and gravity toilets)
- Works in black and grey water tanks
- Concentrated formula requires less packaging material per dose than most competitors’
- Enzyme products
- Formaldehyde and Bronopol free



Max Control Natural 1 gallon/3.8 L

Holding tank treatment.

Ref. No: 9620000722



Max Control Natural 32oz/1 L Holding tank treatment. Ref. No: 9620000728




Max Control Natural 6-pack of 4oz/118 ml bottles Holding tank treatment. Ref. No: 9620000729



Max Control Natural 12-pack of drop-in pods

Holding tank treatment.

Ref. No: 9620000730



FOOD & BEVERAGE

HYGIENE & SANITATION

POWER & CONTROL

CLIMATE

SAFETY & SECURITY

TECHNICAL SPECIFICATIONS